

PewResearchCenter

Religion and Politics in the U.S.

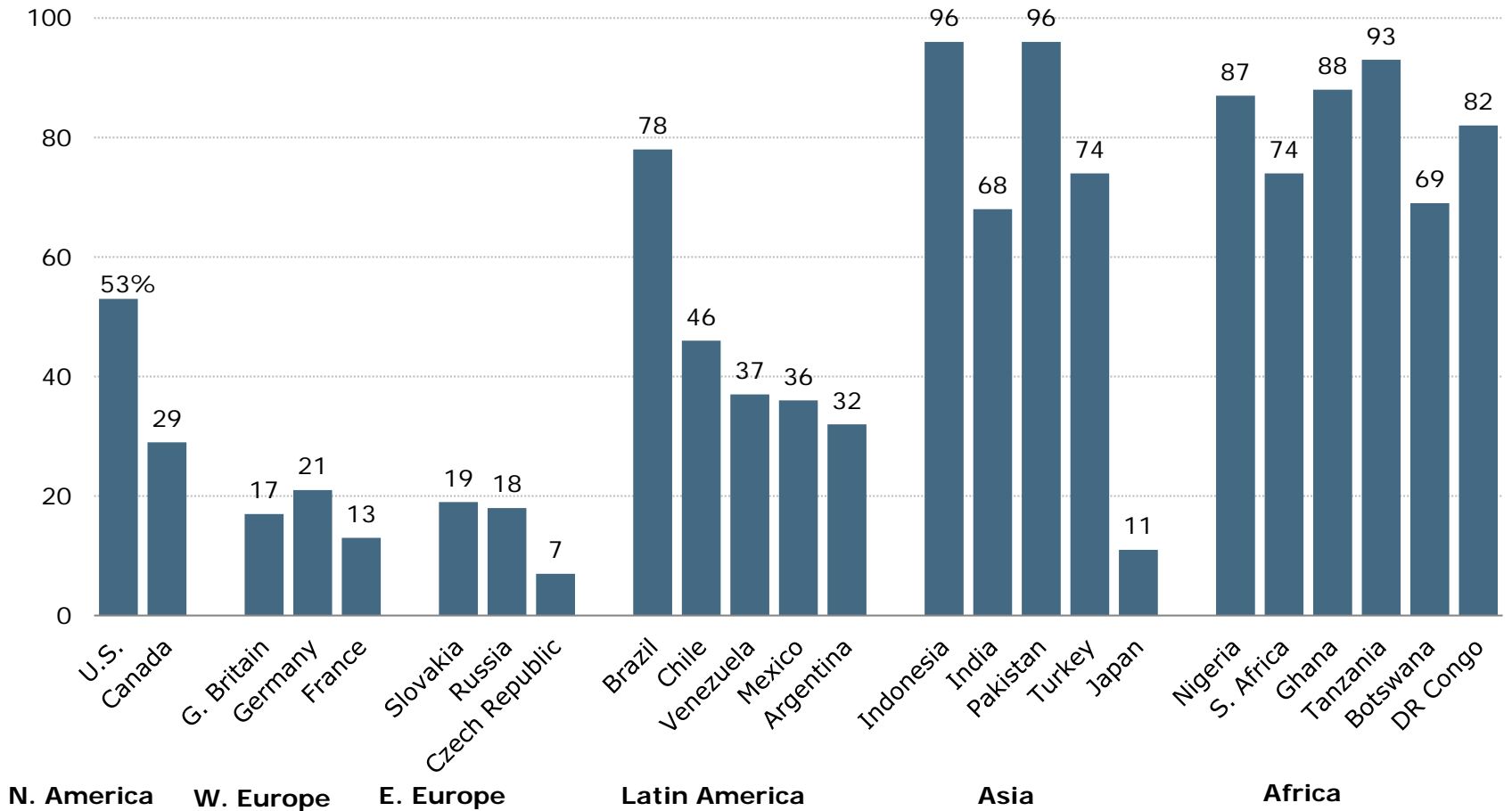
David Masci

*Senior Writer/Editor, Religion and Public Life
Pew Research Center*

Guiding Principles

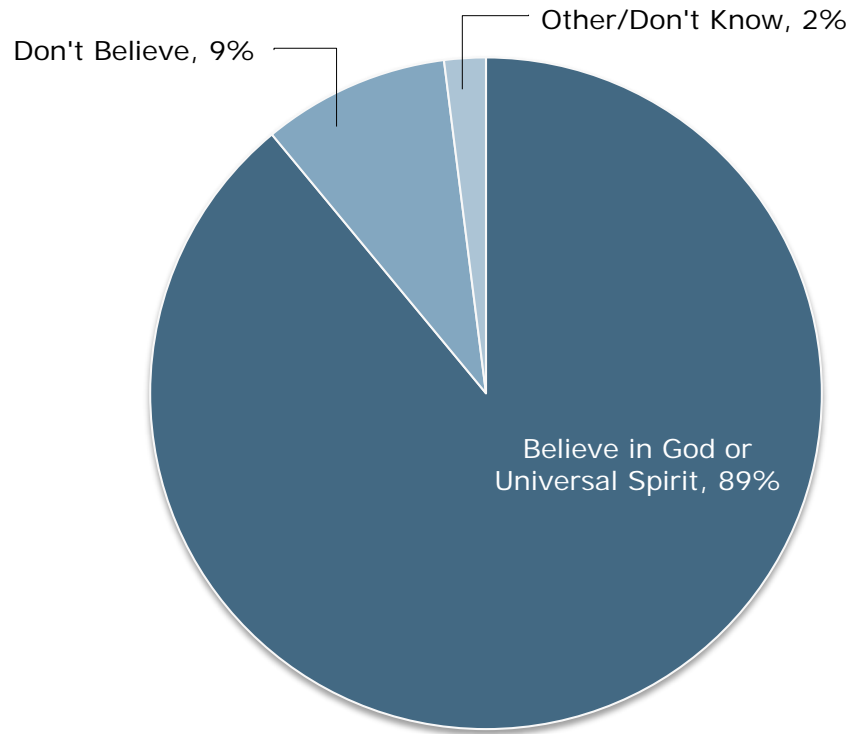
- An independent, nonpartisan “fact tank”
- Strict nonadvocacy stance
- No commercial or market research
- Provide a deeper understanding of the issues at the intersection of religion and public affairs

Religion Is “Very Important” in My Life



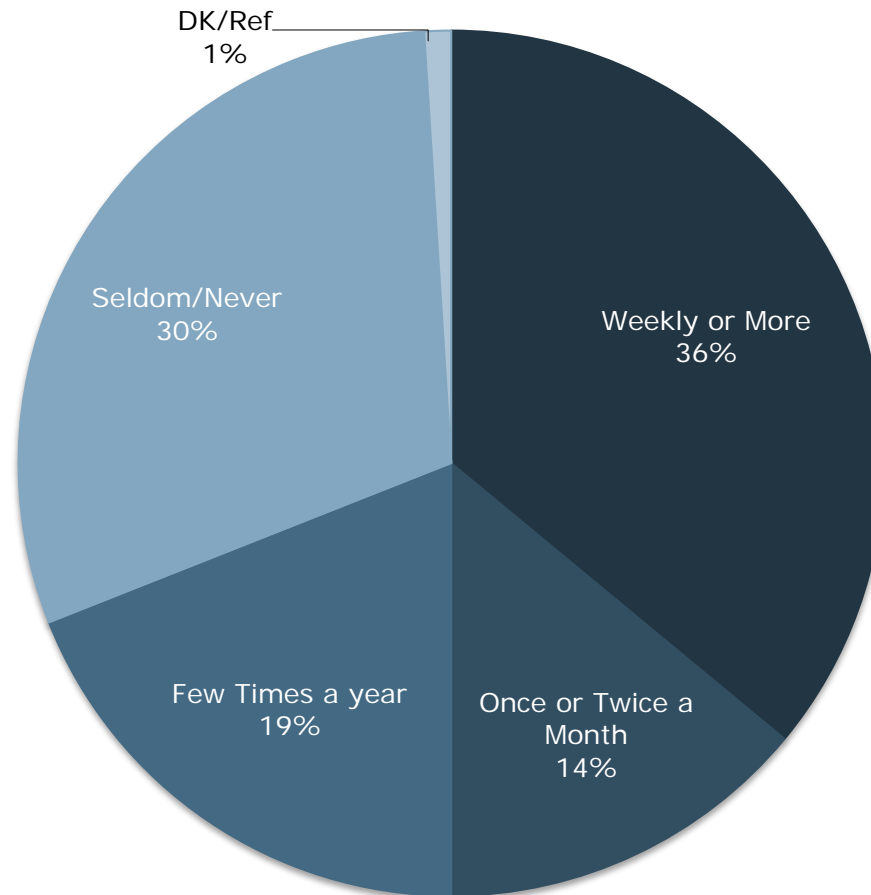
Source: Pew Research Center surveys, 2007-2011, Pew Research Center Sub-Saharan Africa Survey, 2010 and Pew Research Center Religious Landscape Study, 2014

The U.S Is a Nation of Believers



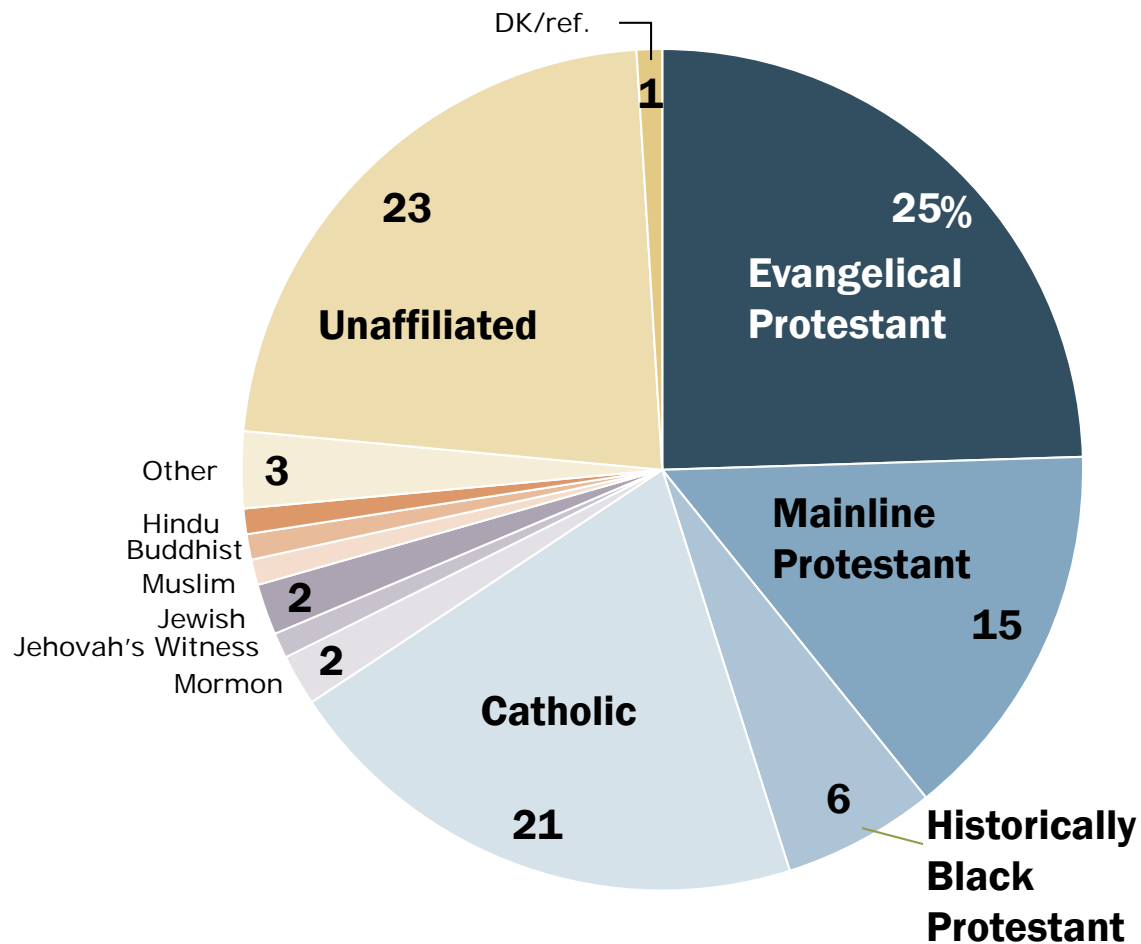
Source: Religious Landscape Study, conducted June 4-Sept. 30, 2014.

Worship Attendance in the U.S.



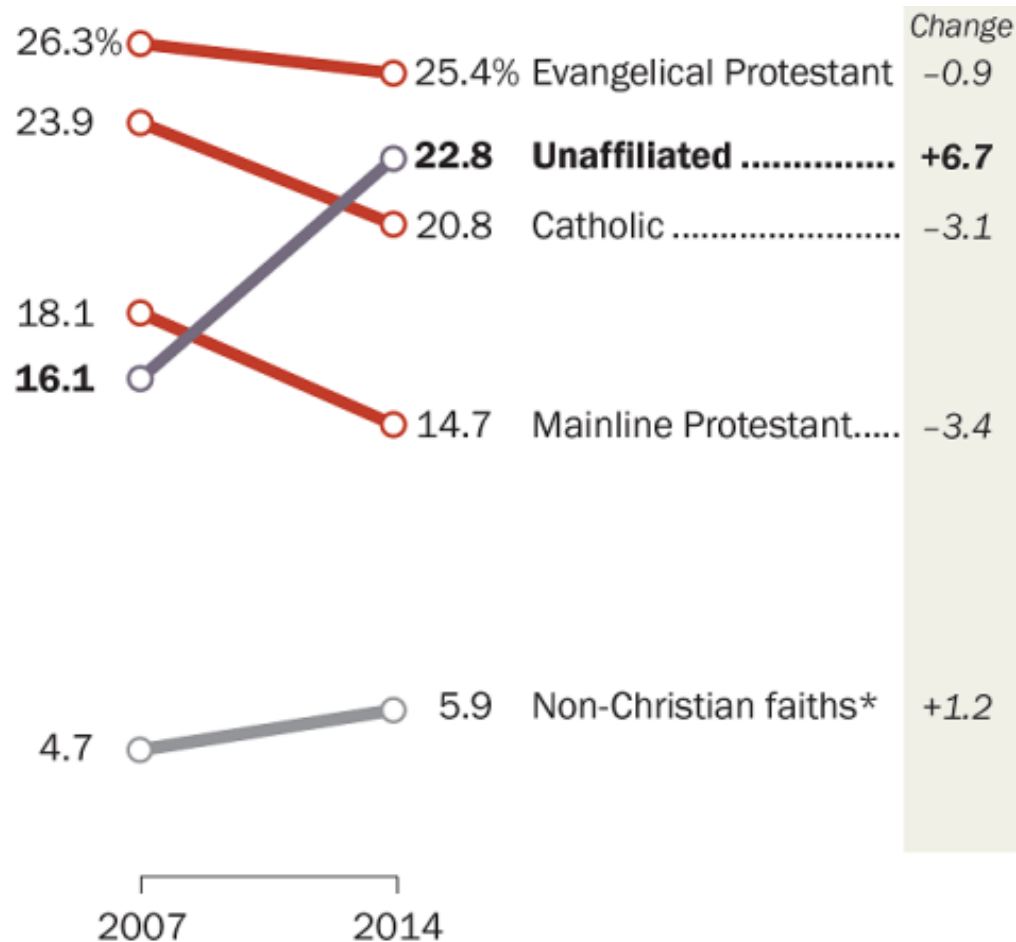
Source: 2014 Religious Landscape Study, conducted June 4-Sept. 30, 2014.

Religious Composition of the U.S.



Source: 2014 Religious Landscape Study, conducted June 4-Sept. 30, 2014. Note: "Other" includes smaller groups of other Christians and other non-Christian religions.

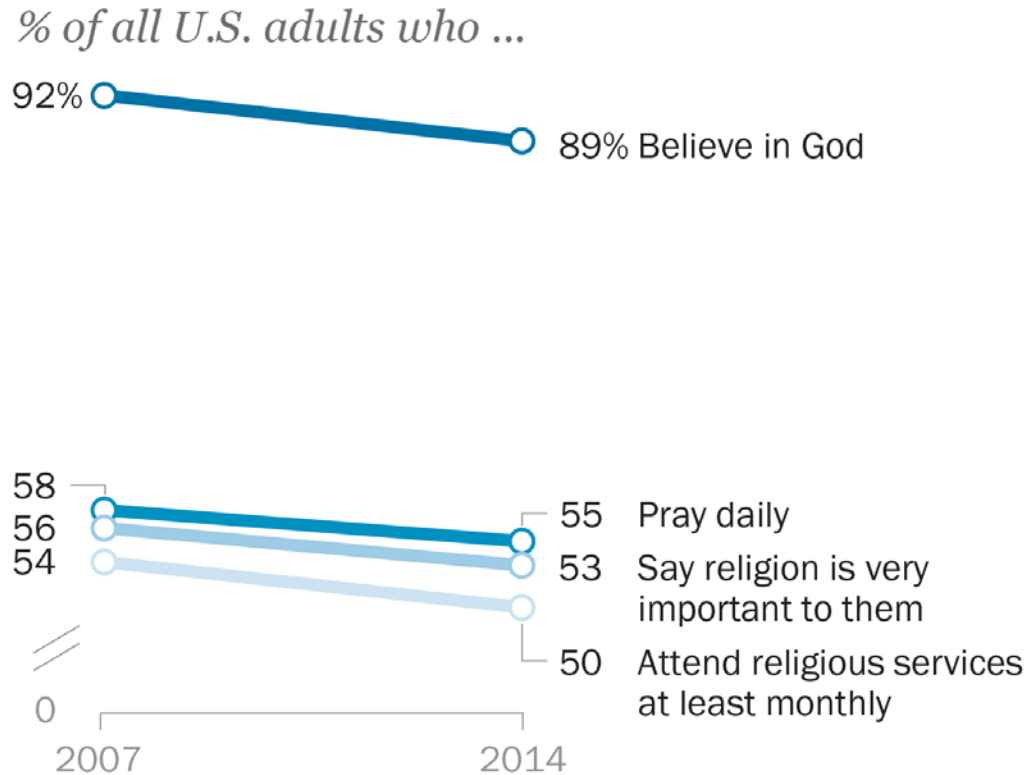
Changing U.S. Religious Landscape, 2007-2014



*Includes Jews, Muslims, Buddhists, Hindus, other world religions and other faiths. Those who did not answer the religious identity question, as well as groups whose share of the population did not change significantly, including the historically black Protestant tradition, Mormons and others, are not shown.

Pew Research Center 2014 Religious Landscape Study, conducted June 4-Sept. 30, 2014.

U.S. Public Becoming Less Religious



Source: 2014 Religious Landscape Study, conducted June 4-Sept. 30, 2014.

Members of Younger Generational Cohorts Far Less Observant Than Older Americans

Among...

% who say religion is very important



% who pray daily

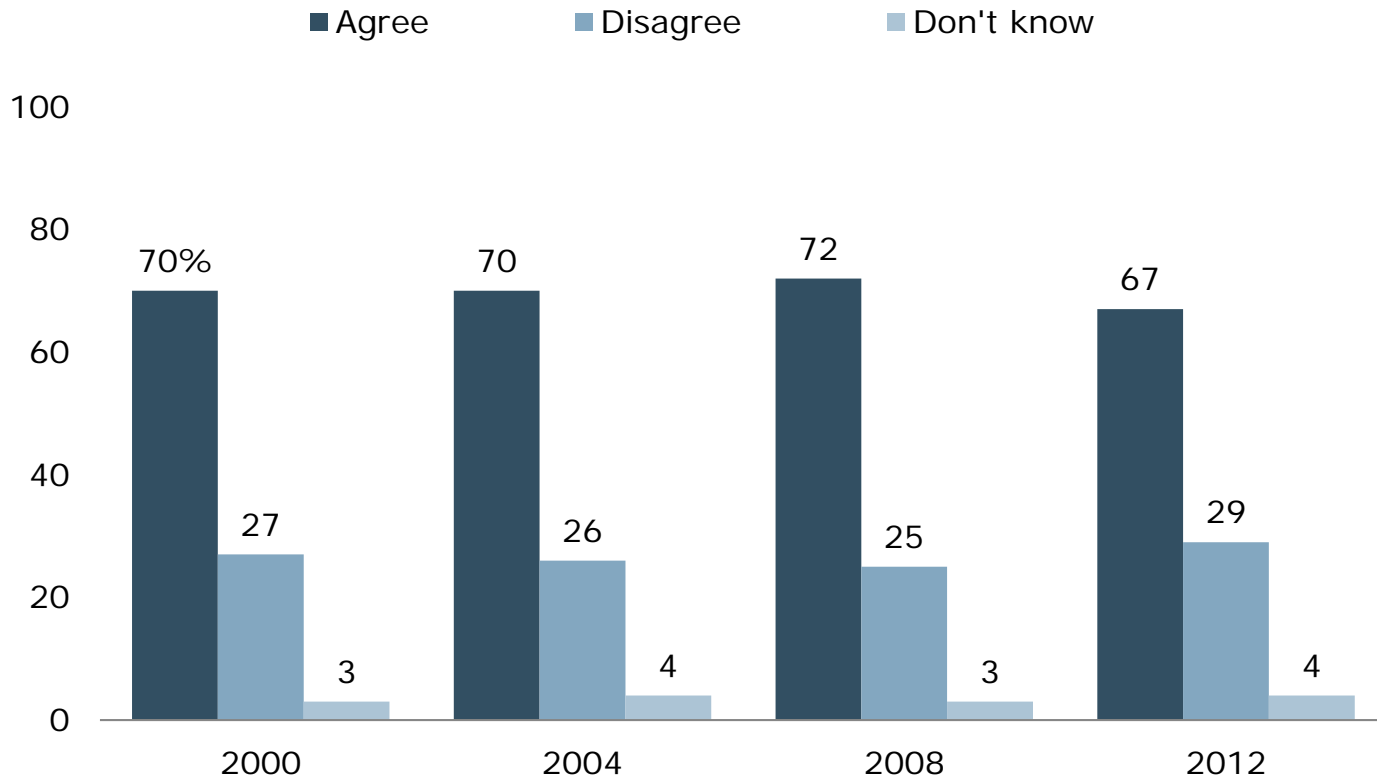


% who attend religious services at least weekly



Source: 2014 Religious Landscape Study, conducted June 4-Sept. 30, 2014.

It's Important to Me That a President Have Strong Religious Beliefs...

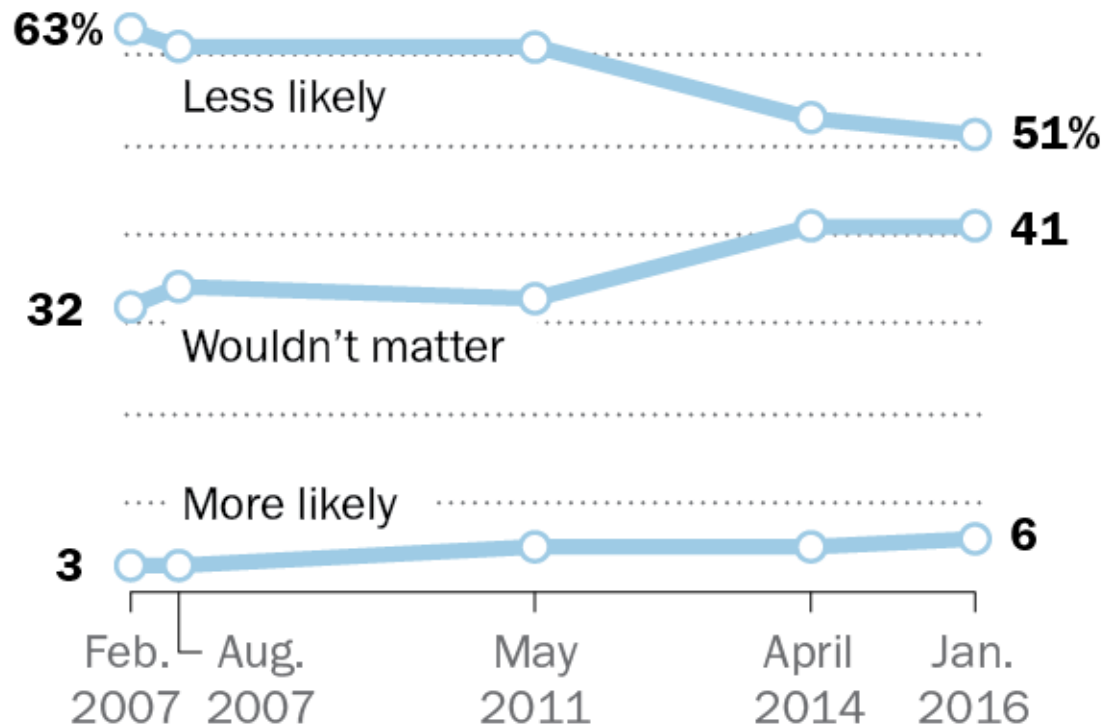


Note: 2000 among registered voters

Source: Pew Research Center surveys

Presidential Candidates: Traits and Liabilities

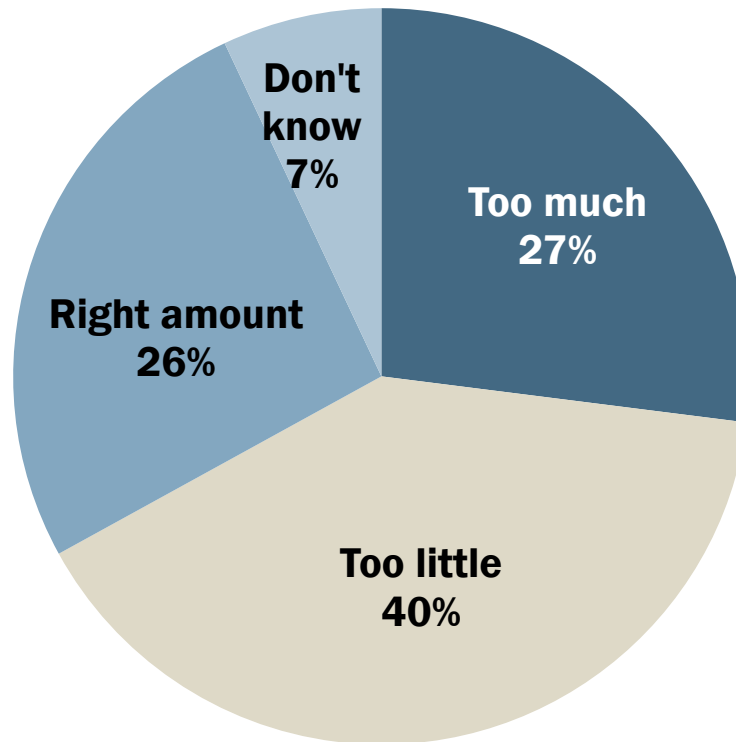
% of U.S. adults who would be more/less likely to support a hypothetical candidate for president who does not believe in God



Source: Pew Research Center survey conducted Jan. 7-14, 2016. "Don't know/refused" responses not shown.

Americans Support a Role for Religion in Public Life

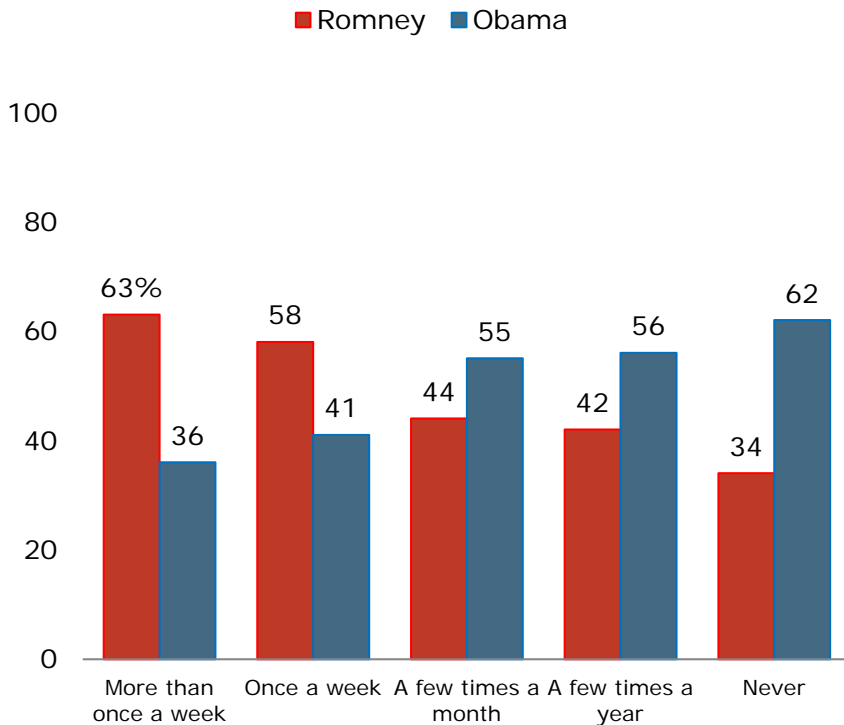
Political leaders talk ____ about their faith, prayer...



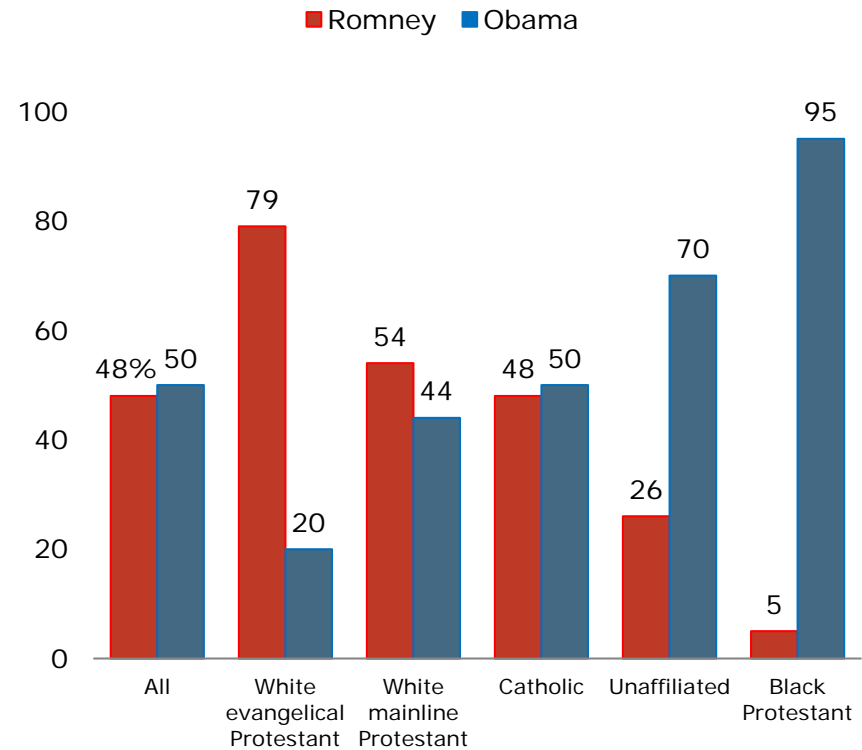
Source: Pew Research Center survey conducted Jan. 7-14, 2016

2012 Presidential Vote Choice by Religious Affiliation and Church Attendance

Attendance at Religious Services



Religious Affiliation



Source: Pew Research Center surveys, 2012, and National Election Pool exit poll data, 2012

Evangelical Voters Support Trump as Strongly as They Did Romney

% of white evangelical Protestant registered voters who strongly support, or do not strongly support chosen candidate

■ Strongly support ■ Not strongly ■ DK how strongly

Would vote for Republican candidate

NET



73%



78%

Would vote for Democratic candidate



21%



17%

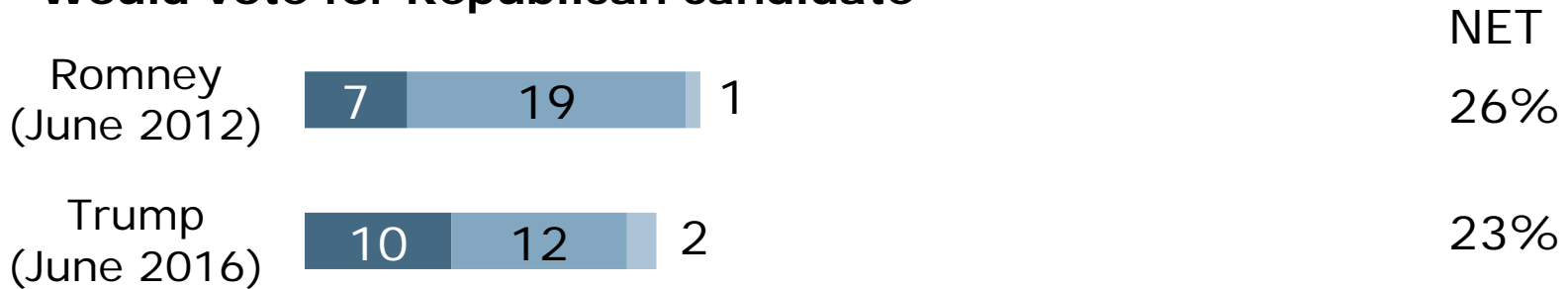
Source: Survey conducted June 15-26, 2016. Figures may not add to subtotals due to rounding.

Religiously Unaffiliated Voters Are As Enthusiastic About Clinton as They Were for Obama

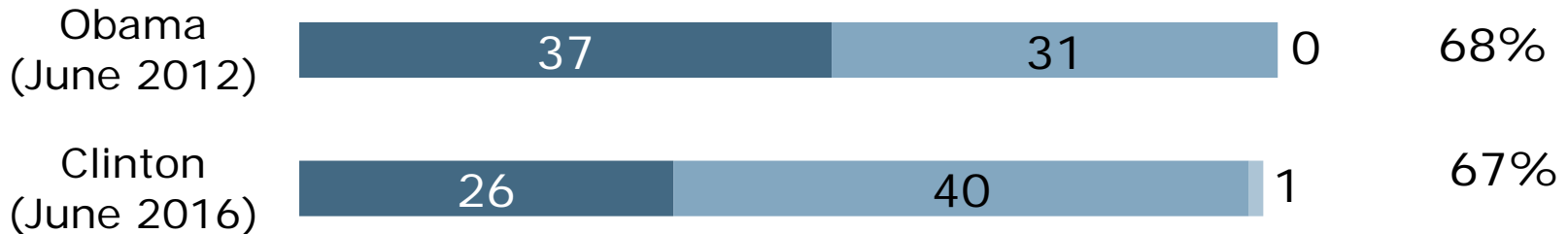
% of religiously unaffiliated registered voters who strongly support, or do not strongly support chosen candidate

■ Strongly support ■ Not strongly ■ DK how strongly

Would vote for Republican candidate



Would vote for Democratic candidate



Source: Survey conducted June 15-26, 2016. Figures may not add to subtotals due to rounding.

Three-Quarters of Latino Catholic Registered Voters Support Clinton Over Trump

	Romney	Obama	Other/ don't know	Trump	Clinton	Other/ don't know
	%	%	%	%	%	%
All Catholic RVs	47	49	4=100	39	56	4=100
White Catholic RVs	53	44	4	50	46	4
Hispanic Catholic RVs	n/a	n/a	n/a	17	77	6

Source: Survey conducted June 15-26, 2016. Based on registered voters.

Among Evangelicals and Religious 'Nones,' Big Enthusiasm Gap Between Those Who Supported Their Party's Nominee in Primaries and Those Who Didn't

Among Rep/lean Rep white evangelical Protestant registered voters

	Wanted Trump nominated %	Wanted other candidate %
Would vote for Trump over Clinton	97	93
Strongly support Trump	75	27
Not strongly	20	61
Don't know how strongly	2	5
Would vote for Clinton over Trump	1	2
Strongly support Clinton	0	0
Not strongly	1	2
Don't know how strongly	0	0
Other/don't know/refused	<u>2</u>	<u>5</u>
	100	100

Among Evangelicals and Religious 'Nones,' Big Enthusiasm Gap Between Those Who Supported Their Party's Nominee in Primaries and Those Who Didn't

Among Dem/lean Dem religiously unaffiliated registered voters

	Wanted Clinton nominated	Wanted Sanders nominated
	%	%
Would vote for Trump over Clinton	1	7
Strongly support Trump	1	2
Not strongly	0	4
Don't know how strongly	0	1
Would vote for Clinton over Trump	99	87
Strongly support Clinton	74	12
Not strongly	23	75
Don't know how strongly	1	1
Other/don't know/refused	<u>0</u>	<u>6</u>
	100	100

PewResearchCenter

Contact Information

David Masci

Senior Writer/Editor

dmasci@pewresearch.org

Subscribe to our daily and weekly e-newsletters:

<http://www.pewresearch.org/religion-newsletter/>